

ESET Smart Security and NOD32 Offline Update



You can easily update your ESET and NOD32 using offline update file

This file is compatible with versions 3,4,5,6,7,8(Win 64,32 Home & Server)



[Also, you can update your ESET Endpoint Smart Security and NOD32 only \\$15 yearly.](#)

How to use?

1-[Download latest version](#) of ESET or NOD32 or update your software (versions 3,4,5,6,7,8 windows home & Server not versions 9+ and Mobile, Mac, Linux, ...)

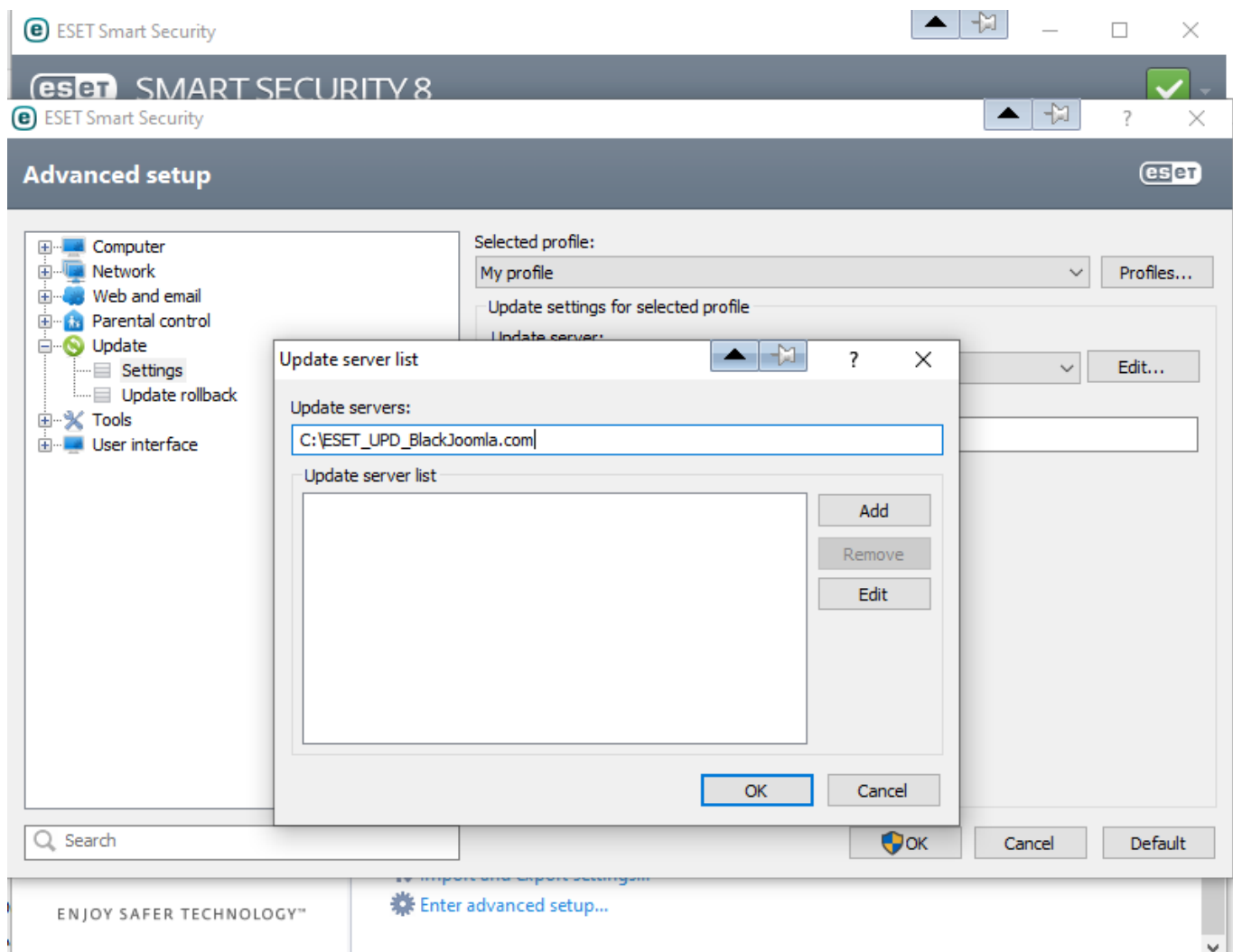
2-[Download latest update offline file](#) and extract it

3-Put **ESET_UPD_BlackJoomla.com** folder in one of your root drives (Like C)

4-Press **F5** in software

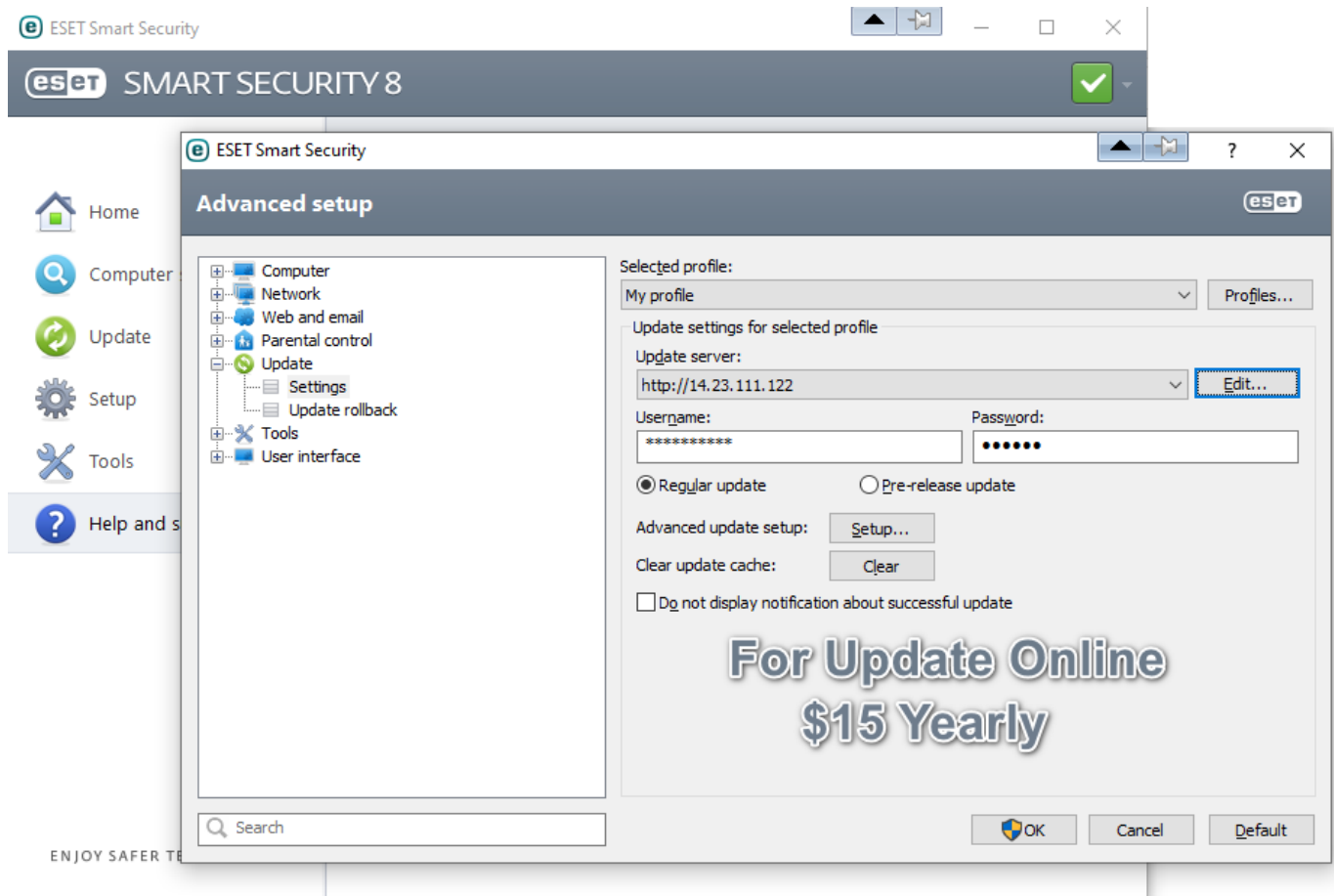
5-Go to Update > Settings

6-Set path of your update folder > Add > OK > OK



If you bought account for update online, you should fill server, username and password for update your software.

[You can update your ESET Endpoint Smart Security and NOD32 only \\$15 yearly.](#)

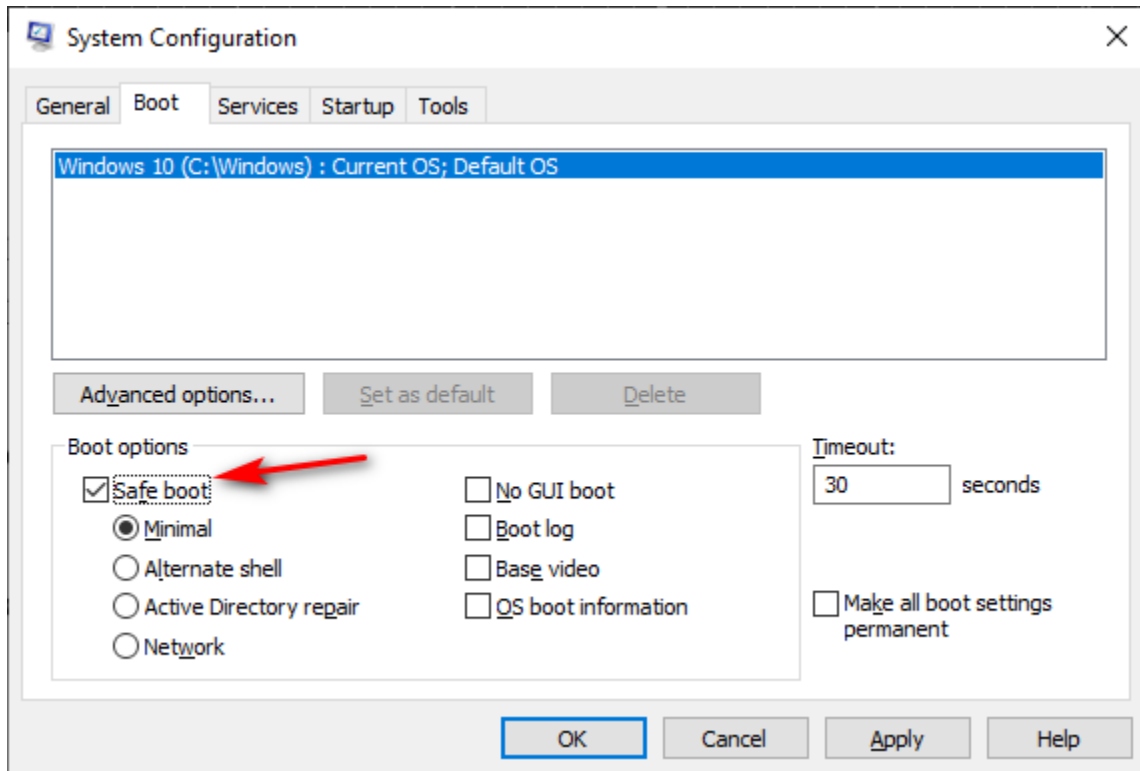


7-If you can't see setting page for update offline for put folder path, please follow step 7 to end

You should enable Update edit button in **Safe Mode** for ESET 5,6,7,8

8-How to boot on Safe Mode?

- Press **F8** (Shift+F8) When booting windows
- Press **Shift + Restart** in Win10
- Press **Win+R** > type msconfig > select **Safe Boot** in Boot tab > then Restart



7-On Safe Mode go to registry (Win+R > type regedit)

Go to this button

HKEY_LOCAL_MACHINE\SOFTWARE\ESET\ESET Security\CurrentVersion\Info

Change **PackageFeatures** value like bellow:

Version	Product	PackageFeatures Value
5	NOD32 Antivirus	1
5	Smart Security	1
6	NOD32 Antivirus	20
6	Smart Security	51
7	NOD32 Antivirus	24
7	Smart Security	54
8	NOD32 Antivirus	24
8	Smart Security	54

Registry Editor

File Edit View Favorites Help

Computer\HKEY_LOCAL_MACHINE\SOFTWARE\ESET\ESET Security\CurrentVersion\Info

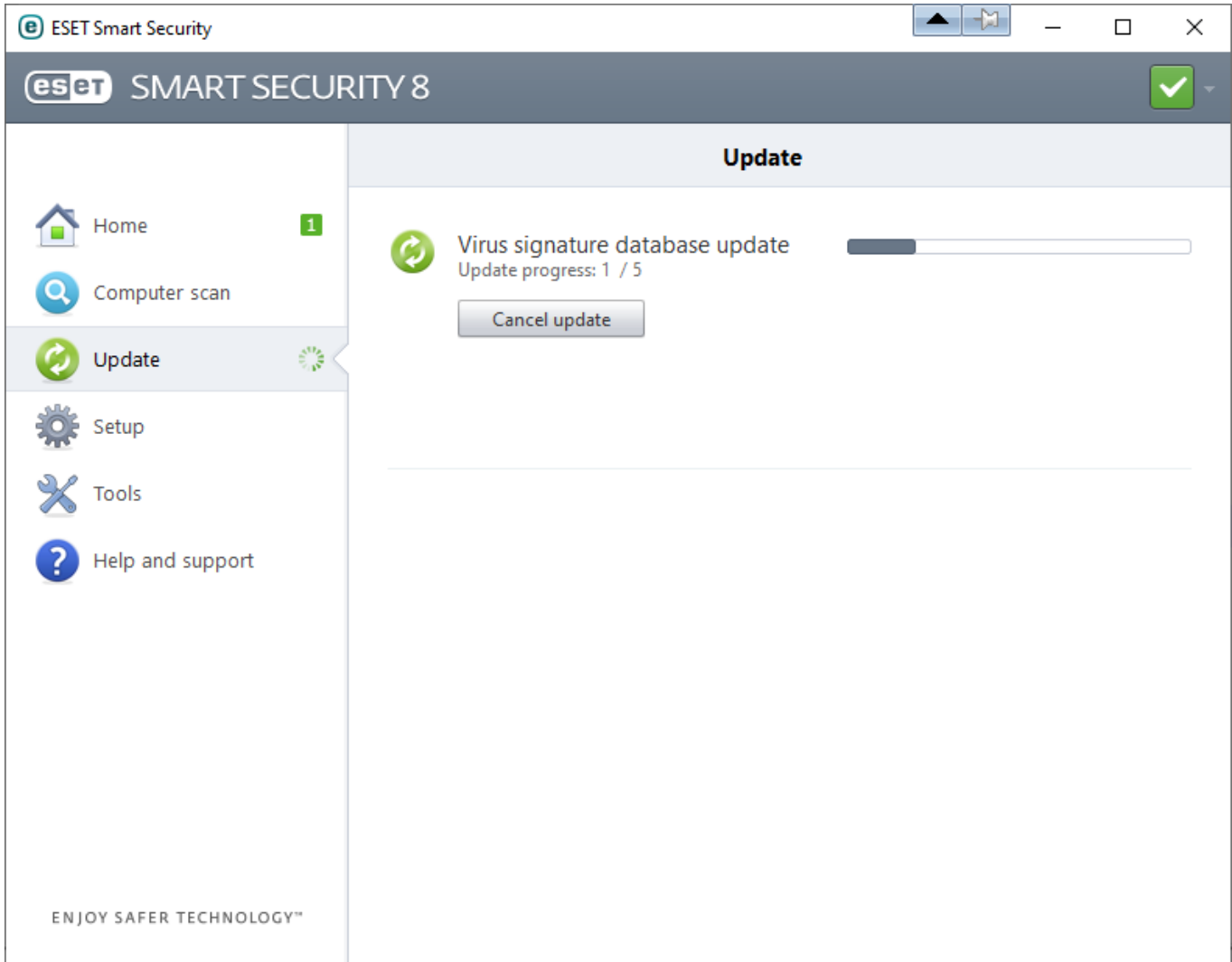
Name	Type	Data
(Default)	REG_SZ	(value not set)
AppDataDir	REG_SZ	C:\ProgramData\ESET\ESET Smart Security\
DataDir	REG_SZ	ESET\ESET Smart Security\
EditionName	REG_SZ	
ei1	REG_SZ	
ei2	REG_SZ	
ei3	REG_SZ	
ei4	REG_SZ	
FixId	REG_SZ	
InstallationStatus	REG_SZ	
InstallDir	REG_SZ	
LanguageCode	REG_SZ	
LanguageId	REG_SZ	
LastPStats	REG_QWORD	0x60fa818e (1627029902)
LastWebThreatTi...	REG_BINARY	00 83 89 26 fa 94 d7 01
PackageFeatures	REG_DWORD	0x00000054 (84)
PackageTag	REG_DWORD	0xcd7c6d47 (3447483719)
PEV	REG_DWORD	0x0000619b (24987)
ProductACode	REG_DWORD	0x0000006e (110)
ProductBase	REG_DWORD	0x00000001 (1)
ProductCode	REG_SZ	{92172C3C-7BCF-4DA3-8263-6617B13E897F}
ProductName	REG_SZ	ESET Smart Security
ProductType	REG_SZ	ess
ProductVersion	REG_SZ	8.0.319.0
ScannerBuild	REG_DWORD	0x0000c5ff (50687)
ScannerVersion	REG_SZ	23893 (20210901)
ScannerVersionId	REG_DWORD	0x00005d55 (23893)
SpecleanBuild	REG_DWORD	0x000003f2 (1010)
Uniqueld	REG_SZ	5F489E6D45534555

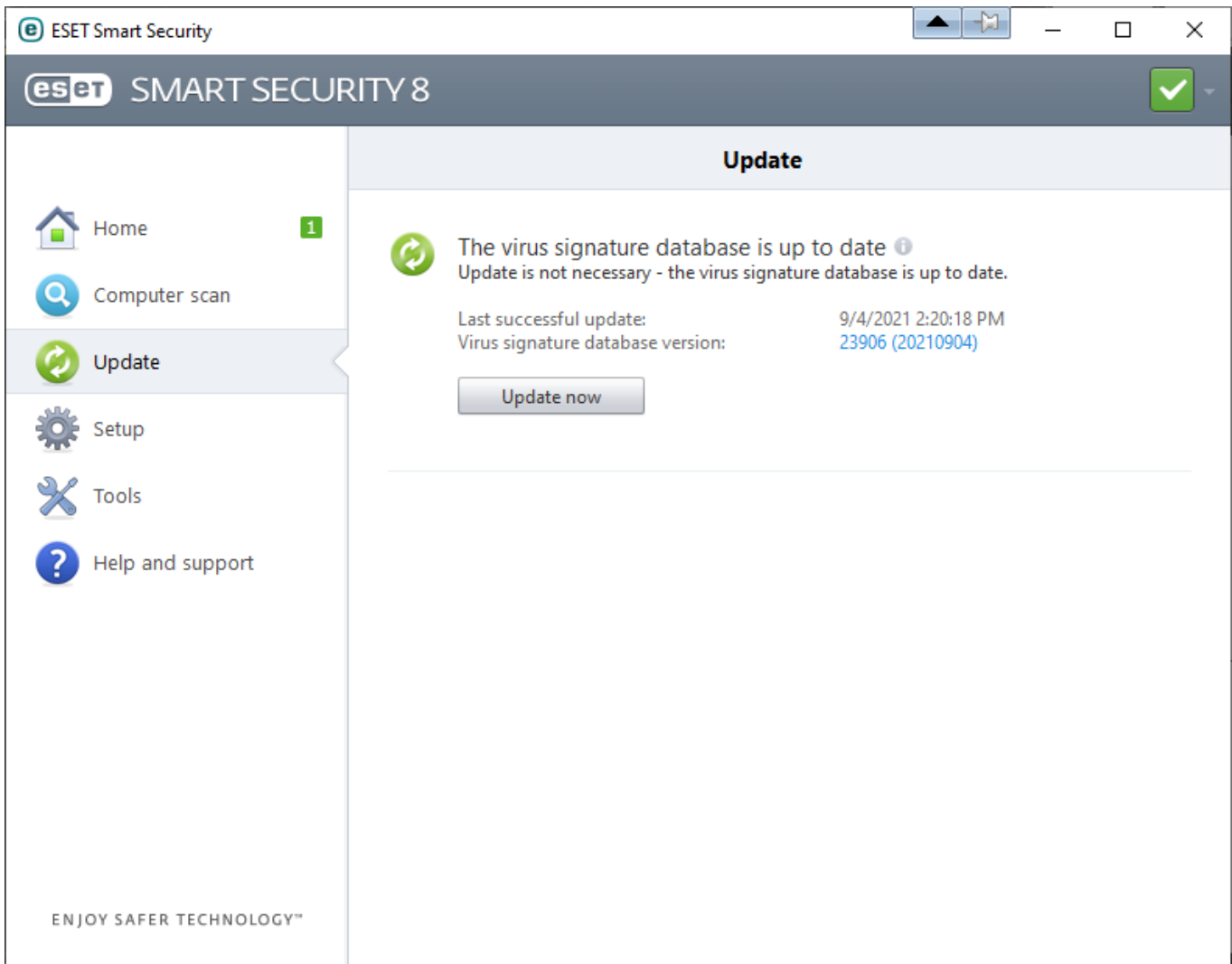
Value name: PackageFeatures

Value data: 54

Base: Hexadecimal Decimal

OK Cancel





If icon color change to orange, you should Setting > System Update > No Updates

For more updates:

<https://blackjoomla.com/eset.html>